


**2016
RESIDENTIAL ARCHITECTURE
ALTERATIONS + ADDITIONS AWARD**

**2016 NSW
ARCHITECTURE
AWARDS**




AWARDED TO


CHRISTOPHER POLLY ARCHITECT

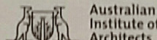
FOR

UNFURLED HOUSE

By the jury appointed to select the work which most deserves this recognition among those completed during the two years ending 31 December 2015 in the area of the Australian Institute of Architects' New South Wales Chapter.



CHAPTER PRESIDENT


CHAIR OF JURY



1 July 2016

**RESIDENTIAL ARCHITECTURE - HOUSES (ALTERATIONS & ADDITIONS)
ARCHITECTURE AWARD**



Double Life House
Breathe Architecture

This house presents a non-standard response to a standard building type. The architecture embraces the terrace layout, providing a rich composition of individual spaces, each expertly considered and tailored to a very specific client brief, all offering moments of revelation and surprise.

The exterior of the house left entirely untouched gives no clue to the beautifully crafted spaces that lie within. This adds to the sense of departure from the world outside when one steps through the front door into the deliberately acoustically deadened entry space. In a playful approach to individual client needs, the series of space that then unfold exhibit flashes of personality together with a deft handling of the functional necessities of the home – a sunken lounge retreat; an open air bathroom lightwell; an external staircase creating an unusual but highly successful circulation loop.

The result is a house filled with character that shows off the architect's sensitivity to the client's individuality. It accomplishes a design that challenges the typical response to terrace renovation and is inventive and delightful to inhabit.

Photo: Katherine Lu



Unfurled House
Christopher Polly Architect

The expansion of this suburban house creates a sense of generous space and light within a modest two-storey rear addition. The design approach applies innovative solutions to a familiar brief, which skilfully enriches the domestic experience and gives the illusion of much larger spaces.

The addition, partially separated from the original building, is a compact sequence of spaces that unfold in three dimensions; improving connections within the existing house whilst expanding into the garden. The strategic move of creating a generous internal void within a tight plan emphasises a dialogue between levels, creates a sense of spaciousness and forms a centrepiece around which surrounding spaces are organised. Long sight lines cut diagonally throughout the house and culminate in a collection of wedge shaped spaces on the rear façade, each containing functions such as a daybed, study desk and storage, whilst providing deep apertures that carefully control the building's interactions with its surroundings.

Throughout the house, a sense of movement is gently amplified as sight lines continuously expand and contract, and spaces are filled with ever-changing daylight conditions. Together the spaces feel wonderfully animated yet appropriate to their modest intentions.

Photo: Brett Boardman

**2016 NSW
ARCHITECTURE
AWARDS**



**Australian
Institute of
Architects**